

CHATON LEATHER

Swarovski has developed and patented a technique that allows the application of Diamond Transfers on leather supplied by the customer. The technique requires a considerable amount of technical know-how and is offered exclusively by Swarovski.


Article Explanation

<<<

Chaton Leather is one of two innovative application solutions developed specially for the leather industry. The technique requires a considerable amount of technical know-how and is offered exclusively by Swarovski.

In general, smooth leather is one of the most captivating but challenging carrier materials when it comes to the application of SWAROVSKI ELEMENTS. A standard Hotfix application is not recommended because of the unique structure of leather and its sensitive treated surface. In response to this, Swarovski has developed and patented a technique that allows the application of Diamond Transfers on leather supplied by the customer.

101 614



C	001/001SSHA
E	PP12/PP12
S	180x180
M	2 PCS

101 614	C	E	S	M
Article number	Crystal color assortment	Elements	Size of the final leather cut in mm	Minimum order quantity in pieces (PCS)

Product Name	Chaton Leather
Article number range	101 000 – 101 999
Stone	1360 (Diamond Transfers)
Available Diamond Transfers sizes	PP 12 and PP 17 The two crystal sizes can be combined if desired.
Colors and motif selection	This technique can be used for standard motifs and special motifs and offers all the standard colors and effects of the Diamond Transfers range.
Diamond Transfers motif size	The maximum size of the Diamond Transfers motif is 484 x 340 mm. In general, there is no minimum size for a Diamond Transfers motif.
Size of leather	The maximum size of the leather is 500 x 356 mm. In general, there is no minimum size, though there may be some restrictions in individual cases.
Leather thickness	For crystals of size PP 12, the leather should be between 0.7 and 1.0 mm thick. For crystals of size PP 17, the leather should be between 1.0 and 1.3 mm thick. If both crystal sizes are to be combined in a single motif the leather must be 0.9 to 1.1 mm thick.

Ordering Example & Product Variety Explanation

<<<

The order of Chaton Leather includes the Diamond Transfers and the application service. The leather is provided by the customer.

101 614	001	001 SSHA
Article number	Crystal color according to element 1	Crystal color according to element 2

Process <<<

- Testing and approving the customer’s leather for suitability
- Developing the Chaton Leather motif required and drawing up the quotation
- Placing and producing the sample order
- Placing and producing the production order
- Sending the final cut Chaton Leathers to the customer
- Tailored sample and production orders can be requested at your nearest Swarovski sales organization.

Developing the Chaton Leather motif <<<

- The submission of images and files in an accessible format (JPG, BMP, DXF) that reflect the actual size of the design and are of a good quality, is a major advantage in transforming the design into a Chaton Leather motif.
- Please include the motif size and the dimensions of the leather in your design instructions, while taking into account the final maximum dimensions.

Sending the customer leather <<<










- To ensure the best possible use of the carrier material, please cut the leather into shape before sending it. Please add an extra 25 mm border on each side, to ensure optimum production results. (Example: if the final piece of leather is to be 100x50 mm, the size submitted must be 150x100 mm.)

Available Crystal Colors & Effects <<<

This technique offers all the standard colors and effects of the Diamond Transfers range.

1360



	Size	PP 12 (PP12) *	PP 17 (PP17) *
Color			
 Crystal (001)		■	■
 Crystal AB (001 AB)		■	■
 Crystal Antique Pink (001 ANTP)		■	■
 Crystal Blue Shade (001 BLSH)		■	■
 Crystal Luminous Green (001 LUMG)		■	■
 Crystal Metallic Blue (001 METBL)		■	■
 Crystal Silver Shade (001 SSHA)		■	■
 Jet (280)		■	■
 Amethyst (204)		■	■
 Aquamarine (202)		■	■
 Dark Indigo (288)		■	■
 Denim Blue (266)		■	■





















* Please note that only stone size PP17 is upgradet to 1088 XIRIUS Chaton, PP12 remains XILION 1028.

1360

Size

PP 12 (PP12) *

PP 17 (PP17) *

Color		
 Emerald (205)	<input checked="" type="checkbox"/>	<input checked="" type="checkbox"/>
 Fern Green (291)	<input checked="" type="checkbox"/>	<input checked="" type="checkbox"/>
 Indian Pink (289)	<input checked="" type="checkbox"/>	<input checked="" type="checkbox"/>
 Light Colorado Topaz (246)	<input checked="" type="checkbox"/>	<input checked="" type="checkbox"/>
 Light Peach (362)	<input checked="" type="checkbox"/>	<input checked="" type="checkbox"/>
 Light Rose (223)	<input checked="" type="checkbox"/>	<input checked="" type="checkbox"/>
 Light Sapphire (211)	<input checked="" type="checkbox"/>	<input checked="" type="checkbox"/>
 Light Siam (227)	<input checked="" type="checkbox"/>	<input checked="" type="checkbox"/>
 Light Turquoise (263)	<input checked="" type="checkbox"/>	<input checked="" type="checkbox"/>
 Padparadscha (542)	<input checked="" type="checkbox"/>	<input checked="" type="checkbox"/>
 Peridot (214)	<input checked="" type="checkbox"/>	<input checked="" type="checkbox"/>
 Provence Lavender (283)	<input checked="" type="checkbox"/>	<input checked="" type="checkbox"/>
 Rose Peach (262)	<input checked="" type="checkbox"/>	<input checked="" type="checkbox"/>
 Sapphire (206)	<input checked="" type="checkbox"/>	<input checked="" type="checkbox"/>
 Siam (208)	<input checked="" type="checkbox"/>	<input checked="" type="checkbox"/>
 Smoked Topaz (220)	<input checked="" type="checkbox"/>	<input checked="" type="checkbox"/>
 Sunflower (292)	<input checked="" type="checkbox"/>	<input checked="" type="checkbox"/>
 Tanzanite (539)	<input checked="" type="checkbox"/>	<input checked="" type="checkbox"/>
 Topaz (203)	<input checked="" type="checkbox"/>	<input checked="" type="checkbox"/>
 Vintage Rose (319)	<input checked="" type="checkbox"/>	<input checked="" type="checkbox"/>

Care instructions <<<

- Chaton leather features natural leather as the carrier material. As leather can be sensitive and react differently to mechanical and chemical stresses, we recommend that it should be cleaned with a soft cotton cloth.
- In general, mild, pH-neutral leather cleaners produced by the leather industry can also be used, although these should be tested before the first application.
- Please obtain further information from your leather supplier in order to achieve the required results.

Please note <<<

Due to technical/production-related tolerances when working with Chaton Leather, the final design may differ slightly from the original. As such, the design or the application (in the wider sense) may be subject to slight variation in each reproduction. As these variations are not considered a defect, no warranty claims may be made against Swarovski.

In addition to the general terms and conditions, special terms and conditions also apply to Chaton Leather. These are included with each quotation.

* Please note that only stone size PP17 is upgradet to 1088 XIRIUS Chaton, PP12 remains XILION 1028.

Standard motifs already applied on black, brown or white leather <<<

In general the Chaton Leather technique is only offered on leather provided by the customer. However the **following standard Chaton Leather motifs are available complete with applied motifs on either standard black, brown or white leather** and can be ordered through the Swarovski sales office. Please note that these standard motifs are not available in other sizes or leather colors. Should you require special motifs on your own leather, please contact your Swarovski sales office.

101 609




C	001/001AB
E	PP12/PP12
S	84x92
L*	Black
M	8 PCS

101 611



C	001AB/203
E	PP12/PP12
S	188x188
L*	Brown
M	2 PCS

101 601




C	266/001SSHA
E	PP12/PP12
S	96x107
L*	Black
M	4 PCS

101 610



C	001/001SSHA/001
E	PP12/PP12/PP17
S	120x120
L*	Black
M	3 PCS

101 612




C	001/001
E	PP12/PP17
S	490x207
L*	Brown
M	1 PCE

101 613*




C	001LUMG/001SSHA/001
E	PP12/PP17/PP17
S	125x104
L*	White
M	3 PCS

101 606*




C	001SSHA/001/001
E	PP12/PP17/PP17
S	140x78
L*	White
M	6 PCS

101 608*



C	292/001
E	PP12/PP12
S	112x120
L*	White
M	3 PCS

101 607*



C	001/362
E	PP17/PP17
S	88x132
L*	White
M	6 PCS

* L*: color of available standard leather.